

Direct synthesis of hydrogen peroxide with CO₂ as solvent in a membrane micro reactor

Aneta Pashkova, Roland Dittmeyer*

*Karlsruhe Institute of Technology, Institute for Micro Process Engineering

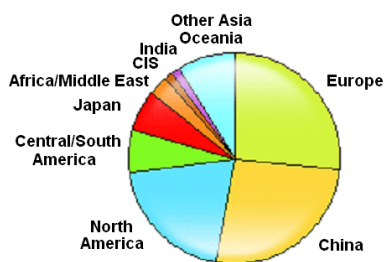
e-mail: pashkova@dechema.de

Funded by: DBU / DECHEMA

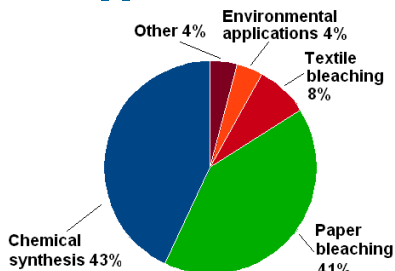
Period: 01. 02. 2009 – 31. 01. 2012

Motivation

World consumption of H₂O₂^[3]



H₂O₂ applications in Europe^[2]



H₂O₂ annual global consumption is ca. 3·10⁶ t/y^[1]
 Expected growth (just for the H₂O₂-Process) is ca. 2·10⁵ t/y^[1]

H₂O₂ advantages:

- ✓ Environmentally harmless – the only by-product is water
- ✓ Higher activity and selectivity than conventional oxygen

H₂O₂ limitations:

- ✓ Expensive – manufacturing price 0.53-0.80 €/kg
- ✓ Complicated industrial synthesis – “Anthraquinone Process”

Limitations of the “Anthraquinone Process” :

- ✓ Economically viable only for large scale production units (>40 kt/a)
- ✓ Expensive and complex solvent system
- ✓ Waste of alkyl-anthraquinone during the hydrogenating step due to side reactions

[1] C. Brasse und B. Jaeger, *Elements* 17 (2006) 4-7; [2] J.Fierro et al., *Angew. Chemie* 118 (2006) 7116-7139; [3] S. Schlag et al., “Hydrogen peroxide”, *Report, SRI Consulting* (2009)

Objectives

Aim of the project is to develop a compact and efficient continuous process for “on site” production of aqueous hydrogen peroxide solutions, based on the direct oxidation of hydrogen with oxygen in liquid or supercritical carbon dioxide over Pd supported catalysts in a special microstructured double membrane reactor. The idea is to combine the advantages of the microreaction technology with the benefits of carbon dioxide as a solvent to design an environmentally friendly and efficient process.

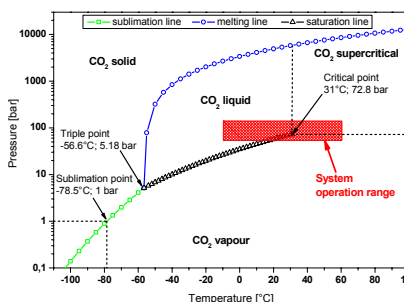
Advantages of the microreaction technology

- improved process safety
- enhanced heat- and mass-transfer and reduced limitations on reaction kinetics
- relative simple scale-up (numbering up)

Advantages of CO₂ as a reaction medium

- non toxic, non flammable
- easy separable from the products by simple expansion of the reaction mixture
- enhanced transport properties of the reactants

Operating conditions and principle



Operation range of the laboratory system

- Temperature: -10 to 60 °C
- Pressure: 60 to 180 bar
- Flow: 0,3 – 1,2 L h⁻¹
- Pd amount: ca. 100 mg
- Prototype reactor – upscale factor 10 compared to the laboratory microreactor

Liquid CO₂ - contactor principle

Bubble free supply of the reactants through the membranes.

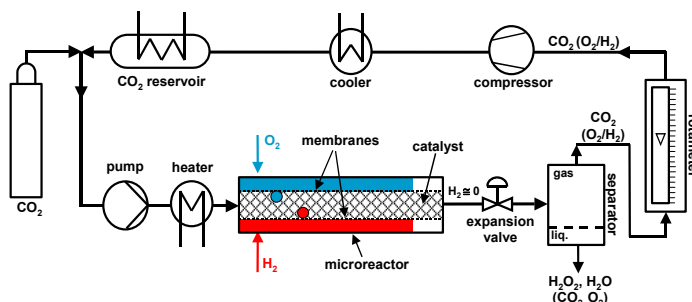
Important membrane parameters in this case are the pore size and distribution, membrane thickness and wetting properties (hydrophobicity)

Supercritical CO₂ - mixer principle

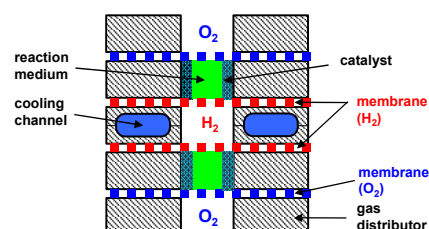
Direct mixing of the reactants in the supercritical phase. In this case the most important parameters are pressure and temperature, in order to keep the mixture supercritical

Experimental set-up

The experimental set-up is schematically represented below. In the first project phase it was put into operation without the implementation of the CO₂ loop, which is planned for a later stage after extensive investigation of the gas phase composition at the exit of the rotameter, in order to meet the exact requirements for the CO₂ compressor.



The double membrane micro reactor for the laboratory set-up is currently being developed. At the end of the project a prototype reactor should be built with upscale factor of approx. 10 of the laboratory microreactor. The most likely design of the prototype is to have the membranes facing each other with the microchannels in between, giving relatively easy opportunity for numbering up by preparing stacks with optional built in cooling.



Possible membrane materials


planar porous ceramics
 polymer membranes
 micro sieves

Catalysts

Supported Pd or Pd doped with a second precious metal in the form of wall coating or a packed bed

Catalyst screening

Aim of these experiments is to identify the most suitable catalyst for the direct synthesis reaction in an earlier project phase. A number of test micro reactors were prepared, each of them representing a separate catalyst in the form of wall coating of the microchannels. 1%Pd/Al₂O₃ and 1%Pd/TiO₂ were the first chosen catalyst combinations. The activity and selectivity of these catalysts will be investigated for different experimental conditions – type of solvent (liquid or supercritical CO₂), pressure, temperature, system flow, stoichiometry etc.



Test reactors:

- Channel geometry (l, w, h): 150 x 0,5 x 0,6 mm
- Number of channels per plate: 20
- After coating two plates are welded together
- Maximal pressure: 150 bar;
- Maximal temperature: 50°C
- Volume flow: 5 to 20 ml min⁻¹

Catalyst coating method – waschcoating:

- Step 1:** Preparation of the catalyst powder by impregnation of the support material (TiO₂, Al₂O₃) with the active component (Pd: 0,5; 1 or 2 % w/w) and calcination
 - Step 2:** Preparation of a suspension of the catalyst powder with addition of a binder and other additives
 - Step 3:** Coating of the micro channels
 - Step 4:** Drying and calcination of the coatings either in air or nitrogen atmosphere
- The thickness of one coating layer is 20 - 25µm and can be varied through multiple coatings

Project partners

- ✓ IMM Mainz GmbH – Ulrich Krtschil, Christian Hofmann, Volker Hessel
- ✓ Microinova Engineering GmbH – Dirk Kirschneck, Walter Linhart,